


Scribbling exercise for shirt

1. Scribble with a help of a pencil, area size A4 (8.27 × 11.69 inches)
2. Take an interesting portion using a window of 2 by 2 inches (you can make a window from a paper or cardboard sheet)
3. Repeat 2 by 2 inch into four times vertical and five times horizontal directions. (use tracing paper for repeat making)
4. Use 6 to 8 colors by taking a photograph (you can take multiple photos by creating different color pallets). You can also use pencil shades or tones (if colors are unavailable)

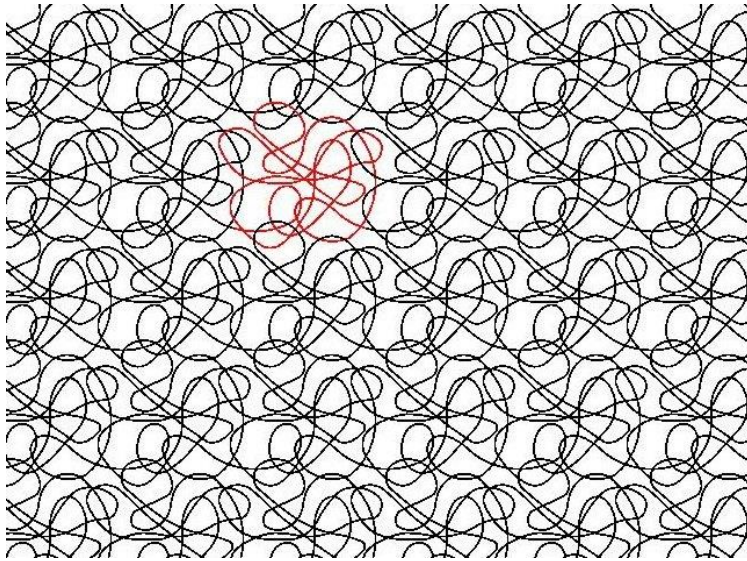
Assignment should be in a design repeat format from all four sides

You are free to design a shirt for male or female or unisex


Reference images



Scribbling



Repeat (all four sides)



Color application



Final (but your print will be totally

different)